



The VERTICAL is the ultimate space saving solution, with a traditional front panel available in a choice of four types, two heights and four lengths.

- The VERTICAL is suitable for narrow and tall wall spaces
- The VERTICAL type 10 comes without side panels








TYPE 10 & 22









VERTICAL

VERTICAL

General specification & technical information

-  **CERTIFICATION**
Manufactured and tested to BS EN 442 & EN 442. Carries the CE & UKCA Mark. Produced under a quality management system - ISO 9001:2015, environmental management system - ISO 14001:2015 and Occupational health and safety management system - ISO 45001:2018.
-  **GUARANTEE**
10 year guarantee from date of purchase against manufacturing defects.
-  **COLOUR**
All radiators are de-greased, phosphated and primer coated. An epoxy polyester finishing coat in white (RAL 9016) is applied to all front and rear surfaces.
-  **ACCESSORIES**
Touch up paint available on request.
-  **SYSTEM**
2 pipe pumped indirect domestic and commercial heating applications.

-  **CONNECTIONS**
6 x 1/2" BSP.
-  **AIR VENTS**
Air vent and plug packs are included in the packaging.
-  **OPERATING PRESSURES**
Tested to a pressure of 8 bar.
Working pressure of up to 6 bar.
-  **OPERATING TEMPERATURE**
Maximum 100°C.
-  **DELIVERY**
2 - 5 working days.
-  **VALVES**
Please see page 38.

For more general information, please see page 256.

Weights & water contents per metre length

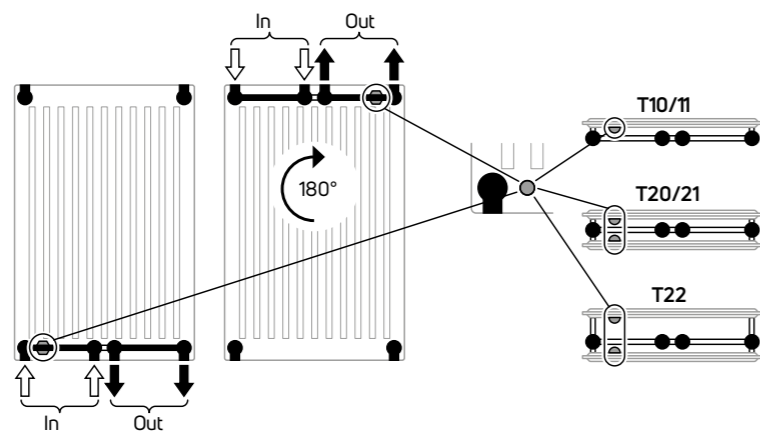
Type	Nominal Height (mm)			
	1800		1950	
	Weight (kg)	Water Content (l)	Weight (kg)	Water Content (l)
10	37.47	10.13	38.67	11.07
20	71.33	21.83	77.07	23.78
21	83.07	21.47	91.33	24.13
22	93.87	21.60	102.33	23.13

n-Coefficients

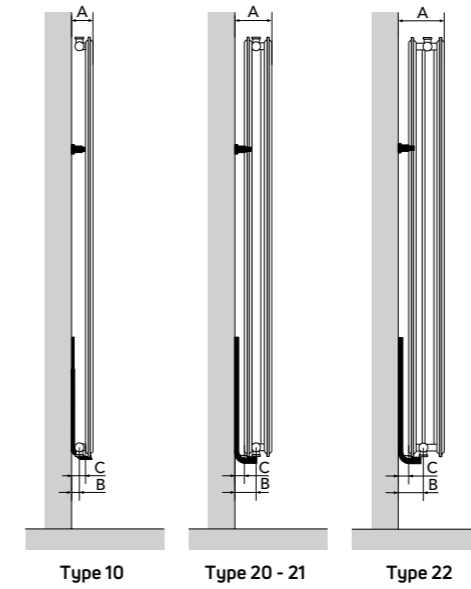
Type	Nominal Height (mm)	
	1800	1950
10	1.3246	1.3381
20	1.3094	1.3135
21	1.3384	1.3422
22	1.3566	1.3619

Connection options

6 x 1/2" BSP (15/21)

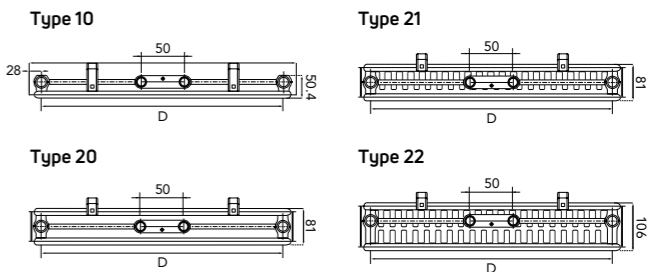


Mounting positions & dimensions

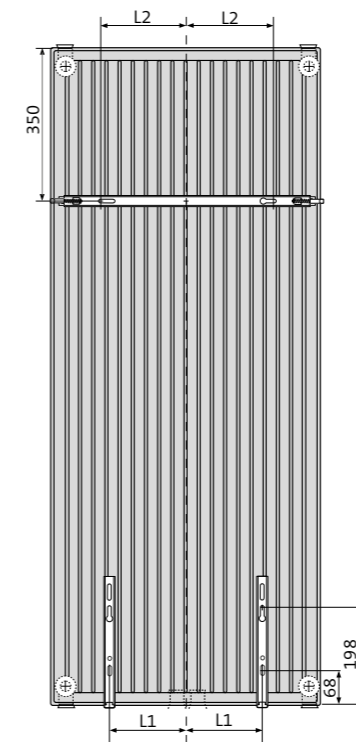


	Type			Length (mm)	D (mm)
	10	20-21	22		
A (mm)	80	106	131	300	244
B (mm)	43	65	65	450	394
C (mm)	65	25	25	600	544
				750	694

Top View

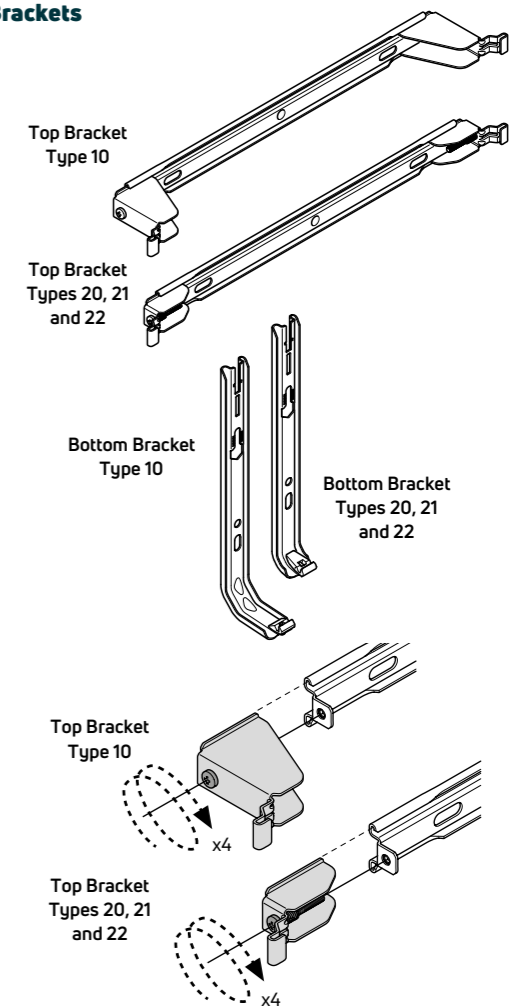


Bracket positions & dimensions



Length (mm)	L ₁	L ₂
	(mm)	(mm)
300	60	75
450	135	125
600	210	200
750	285	250

Brackets



NB: All measurements are nominal.

VERTICAL

Heat outputs

Type 10



Type 20



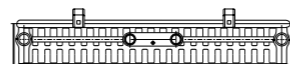
Nominal Height	Nominal Length (mm)	Heat Outputs @ ΔT 50°C		Heat Outputs @ ΔT 30°C		Order Code
		Watts	Btu/h	Watts	Btu/h	
1800mm	300					
	450	765	2611	389	1328	V 180 SP 45
	600	1020	3481	518	1768	V 180 SP 60
	750	1275	4352	648	2211	V 180 SP 75
1950mm	300					
	450	819	2795	413	1410	V 195 SP 45
	600	1092	3727	551	1881	V 195 SP 60
	750	1365	4659	689	2351	V 195 SP 75

Nominal Height	Nominal Length (mm)	Heat Outputs @ ΔT 50°C		Heat Outputs @ ΔT 30°C		Order Code
		Watts	Btu/h	Watts	Btu/h	
1800mm	300	819	2795	420	1433	V 180 DP 30
	450	1229	4193	629	2146	V 180 DP 45
	600	1638	5590	839	2862	V 180 DP 60
	750	2048	6988	1049	3579	V 180 DP 75
1950mm	300	877	2993	448	1529	V 195 DP 30
	450	1315	4488	672	2293	V 195 DP 45
	600	1753	5984	896	3058	V 195 DP 60
	750	2192	7480	1120	3822	V 195 DP 75

Type 21




Type 22



Nominal Height	Nominal Length (mm)	Heat Outputs @ ΔT 50°C		Heat Outputs @ ΔT 30°C		Order Code
		Watts	Btu/h	Watts	Btu/h	
1800mm	300	963	3287	486	1659	V 180 DPX 30
	450	1445	4930	729	2488	V 180 DPX 45
	600	1926	6573	972	3317	V 180 DPX 60
	750	2408	8217	1215	4146	V 180 DPX 75
1950mm	300	1020	3481	514	1754	V 195 DPX 30
	450	1530	5222	771	2631	V 195 DPX 45
	600	2040	6963	1028	3508	V 195 DPX 60
	750	2550	8703	1285	4385	V 195 DPX 75

Nominal Height	Nominal Length (mm)	Heat Outputs @ ΔT 50°C		Heat Outputs @ ΔT 30°C		Order Code
		Watts	Btu/h	Watts	Btu/h	
1800mm	300	1132	3864	566	1931	V 180 DC 30
	450	1698	5796	849	2896	V 180 DC 45
	600	2264	7728	1132	3862	V 180 DC 60
	750	2831	9660	1415	4827	V 180 DC 75
1950mm	300	1192	4068	594	2027	V 195 DC 30
	450	1788	6102	892	3044	V 195 DC 45
	600	2384	8136	1189	4057	V 195 DC 60
	750	2980	10170	1486	5071	V 195 DC 75

Accessories



TOWEL BAR

Product	Finish	Order Code
VALVE SETS (Includes a nut & olive pack)		
Two-pipe Valve Set (Straight)*	White	VSWHST
Two-pipe Valve Set (Straight)*	Chrome	VSCHST
Two-pipe Valve Set (Angle)*	White	VSWHAN
Two-pipe Valve Set (Angle)*	Chrome	VSCHAN
TOWEL BARS		
300mm	White	VERTBAR300
450mm	White	VERTBAR450
600mm	White	VERTBAR600
750mm	White	VERTBAR750



VSWHST



VSCHST



VSWHAN



VSCHAN

*Not to be used for top connection.

